



# the TREASURE COAST DECORATIVE PAINTERS' *2022 May Newsletter*

*A Chapter of the Society of Decorative Painters*

## *2022 Board of Directors*

*Sandy Macey*  
President

*Marlene Cross*  
1<sup>st</sup> Vice President  
Membership

*Carol Pinto*  
Secretary

*Candy Meloney*  
Treasurer

*Marge Humphrey*  
Education

*Sandy Mayce stand in*  
*To Be Determined*  
Newsletter  
?

*Door Greeter*  
*Community Service, Sunshine*

*Jewels JoAnn DeSantis*

*Refreshments Patty Swain*

*Raffles & 50/50 Gail Lembach*

## *President's Message*



Hello everyone – I hope you all have your painting hands moving getting projects painted for the Christmas luncheon. /Tea. The luncheon info is to follow.

I am sorry if any of you missed Susan Mcikulka's, classes, we had 2 day which she gave out great information and technique. I know that I learned a lot from her as I really have never done waves be for. So much fun, remember check our web site to see pictures of the classes and finish pieces, Marge is going to have them on there soon.

Remember if you submit items to the Newsletter, you receive Jewels which can be put toward free seminars.

I look forward to seeing everyone at the May meeting. Again, it looks like a great project – can't wait.  
Your President - Sandy

Treasure Coast Decorative Painters meet the 3<sup>rd</sup> Saturday of each month, except July and December  
at the First Presbyterian Church 2240 SE Walton Road Port St Lucie FL 34982

## ***Directions to the Church:***

Take US1 to Walton Road, turn East onto Walton. Continue past Lennard Rd (there is a traffic light there) The Church is on the next block on the right.

Meetings begin at 9:30, followed by a short break

Workshops begin after the 15 minute break and usually end around 3:00 PM

Dates are subject to change


2022

TCDP

calendar of Events

5/21/22

Alise Druer  
This is a pencil class




6/18/2022

Jennifer Hammer



## Treasure Coast Decorative Painters

8/20/22		Now is the time to take care of all thos UFO's hanging around the house. Bring your unfinished objects (UFO's) to this meeting and have fun with your fellow painters just getting them done! Or Paint for the Luncheon. If you want Sandy will show you have to put your fabric on for the Sept. class.
9/17/22	Sandy Mayce Old world Santa IF YOU WILL DOING THIS CLASS, PLEASE LET SANDY KNOW SO SHE WILL HAVE THE PIECES CUT AND READY TO HAND OUT AT THE AUGUST MEETING TO GET A HEAD START ON THE MEETING.	
10/15/22	Donna Gromborg	TBD
11/19/22	????	Need a teacher for this month. Have a great project you would love to share by teaching others to paint? Here is your opportunity
12/2/22		SET UP FOR CHRISTMAS PARTY
12/3/22		CHRISTMAS PARTY

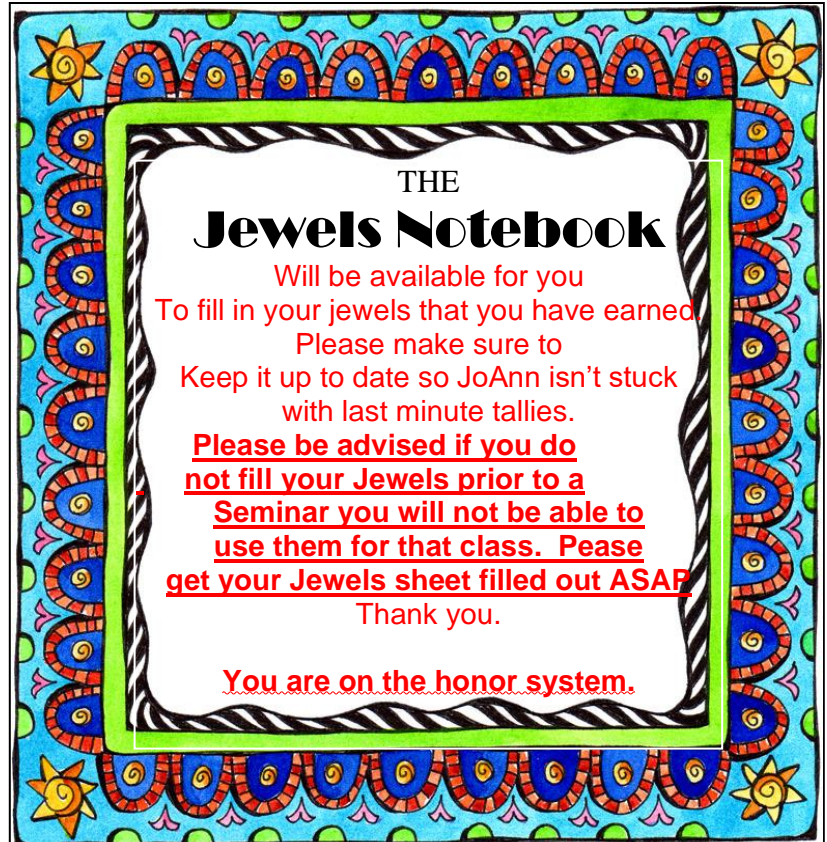
Per Marge it is OK to send multiple registrations in one envelope **BUT** you must write a separate check to go with each registration form.

[If you have a teacher you would like to come to the meeting, please advise Marge. She is looking for help in getting ideas on who you would like to paint.](#)

**\*If you know of anyone that is looking to join, please bring them to a meeting. The first time is free and they would get to know people and we would love to have them.**

**Raffle Bags-** We will start in May  
**Newsletter**

PLEASE if you have something to be included in the newsletter, feel free to email [johnsand89@outlook.com](mailto:johnsand89@outlook.com)  
Remember if you add a tip, recipe whatever you think would be interesting to your fellow painters, you can earn Jewels for future seminars.



I didn't know this so I thought I would share it. If you have completed a painting on canvas do a light spray of flat paint over it. If you use flat paint, it will not show the grooves in the canvas.

Another good tip is when you are paint on wood – instead of drilling holes in the wood you can use flat back ½ rounds to hold your hanger on , it them becomes decorative to the painting.

**Please join me in wishing our May MEMBER A Happy Birthday**



Alise Duerr  
Ann Moffett





## THE CHRISTMAS/LUNCHEON/TEA

I am so happy that Susan Harris has donated a great painted table for our first raffle prize. We will be doing a Florida Christmas tree for the second prize with at least 5 painted ornaments done by every member. Each ornament should be something to do with by the SEA, which should make a nice full tree. We still need a 3<sup>rd</sup> prize and I do have a piece for anyone that would be willing to paint it.

We need everyone to chip in and help out with the Luncheon. We will be cutting it back a little so please come to the meetings to find out what is going on. The price of the luncheon will be going up to \$10.00 a person, which is not unreasonable.

Marge is already talking about getting the raffle tickets and the luncheon tickets ready to be ordered.

It is really important that everyone paint auction items, as this is where we make our money to survive for the following year. We will be having a TEA table only so remember to paint a couple of smaller items for this table.

The chapter will be ordering finger sandwiches. Jennifer Hammer has agreed heading the Salads list so please get in touch with her to find out what salads are available to bring so we do not have duplicates. As in past years you have to bring 2 large bowls of the same salad in your own bowls with your own spoons. (Please keep track of your own stuff) This list will get posted in the Newsletter starting in Sept.

In an effort to keep everyone safe, we will be the food, rather than participants serving themselves. I know this will be hard on everyone but better safe than sorry. (This might change closer to the luncheon) We are small in the number of active members we have; therefore, we will need everyone working the party. This may mean you may not be able to sit with friends until such time as all duties required to make the party run smoothly are completed.

A list to do different positions at the luncheon is available (Tea cup tickets, boutique, raffle, front door, Auction people, lunch servers., etc) contact me (Sandy) if you know what you would like to do.

A table list has also been done up for sign-up, I am saying we need to do at least 12 tables this year, each table consists of 8 table favors and one centerpiece (which will go to the live auction). Even if you do not have people to sit at a table you can still paint and earn jewels.

Remember to look at the jewels list – for every painted item you submit or you do table you get jewels which can add up to a free seminar. JoAnne DeSantis is in charge of the jewel book and she will be more than happy to show you the book at the monthly meetings

**PLEASE ASK ALL YOUR FRIENDS & FAMILY -THIS CANNOT BE A SUCCESS WITHOUT YOU. REMEMBER IF YOU LIKE THE SPECIAL TEACHERS TO COME IN, THIS IS THE WAY WE WILL BE ABLE TO HAVE THEM.**

Ladies below is a list of chapters please do yourself a favor and go on line to see what they are going in their chapter you will be so surprise what other chapters are doing.

#### NEARBY CHAPTERS

##### Sun Strokes of the Florida Gold Coast Coral Springs

[www.floridasunstrokes.blogspot.com](http://www.floridasunstrokes.blogspot.com) / [www.facebook.com/groups/sunstrokes](https://www.facebook.com/groups/sunstrokes)

Contact Barb Butler [butlerbarb@att.net](mailto:butlerbarb@att.net) for more seminar information

##### Decorative Artists of Orlando

<https://decorativeartistsorlando.wordpress.com> Contact: Jolene Rhodes [jolenerhodes86@gmail.com](mailto:jolenerhodes86@gmail.com)

##### The Palm Coast Chapter, lies north of Daytona.

They have a Facebook page: [https:// www.facebook.com/carnivalnite/](https://www.facebook.com/carnivalnite/)

Seaside Decorative Painter, Daytona Beach [www.seasidedecorativepainters.com](http://www.seasidedecorativepainters.com) President: Doreen McCollum

##### FLORIDA SUNSHINE STATE DECORATIVE ARTISTS

for more information contact President Marilyn Kerr [lynnpat1@comcast.net](mailto:lynnpat1@comcast.net)

##### Citrus Ridge Decorative Painters

Lake Wales

<https://citrusridge.org/index.html> <https://www.facebook.com/groups/477036492376083/>

##### Missile Tole Decorative Painters

Titusville, FL

<https://www.facebook.com/groups/1441149016176319/>

##### Manatee Haven Decorative Artists

Citrus Springs, FL

<https://www.manateehavendecorativeartists.org>

#### FLORIDA STUDIOS AND EVENTS

Janelle Johnson has watercolor sessions in her studio, located at 3611 Lake Eleanor Drive Mount Dora, FL 32757 She also travel teaches. [johnsonjanelle@janellejohnson.com](mailto:johnsonjanelle@janellejohnson.com) For information on a seminar at your location OR for "A DAY WITH JEAN" here, please call (407) 892-6383 . . . OR e-mail me at: [jzawicki@cfl.rr.com](mailto:jzawicki@cfl.rr.com). Our mailing address is: 430 Louisiana Ave. St. Cloud, FL 34769

Cindy Makowski has a studio in Saint Augustine. She teaches and has guest teachers.

<https://www.facebook.com/cindy.makowski> [https://](https://cindysbrushstrokes.blogspot.com/?fbclid=IwAR2me36eJMuZPJfNATNyAcq75v4PfCNtphvVRVESLQg0YnwBDDmQ4xSIRY)

[cindysbrushstrokes.blogspot.com/?fbclid=IwAR2me36eJMuZPJfNATNyAcq75v4PfCNtphvVRVESLQg0YnwBDDmQ4xSIRY](https://cindysbrushstrokes.blogspot.com/?fbclid=IwAR2me36eJMuZPJfNATNyAcq75v4PfCNtphvVRVESLQg0YnwBDDmQ4xSIRY)

Theresa Frappier Prokop is a New England folk artist, who has recently moved to the Sebastian area. She is active in the art community there and teaches. [https:// www.facebook.com/theresa.frappierprokop](https://www.facebook.com/theresa.frappierprokop)

Deby Welty "snowbirds" every spring in Southern Florida. She publishes and specializes on fabric painting; she has a very unique style. She teaches often at conventions. <https://www.facebook.com/deby.welty>

#### Sites to go to for painting suggestions

Decorative Painting Store. Com

TolePaintingDesigns.com

Hofcraft.com Soon to be closing so go on and see what sales you can get

CreatieArtistLifestyle.com

If anyone has more let me know and I will put them in the newsletter

Hears one for all you members watching your weight, they are great and so simple to make – freeze and take them out when you are in the mood for one or two

### MUDHUSTLER



**1 lb. of 99% lean ground turkey breast**

**1 LB 98% lean ground chicken breast**

**(If you can't find chicken this lean just double the turkey or ask our butcher to ground up some chicken breasts for you, he had no problem doing it for me)**

**½ cup bread crumbs**

**½ cup Romano cheese grated**

**Use the seasonings of your choice but I used garlic powder, onion powder, salt and pepper ( a great season (everything but the bagel its is also good)**

**2 eggs**

**Preheat oven to 400**

**Hank mix all ing. And form into large balls big enough to fit in a full-size muffin tin (makes 12 /14 balls) you can also make them in the smaller muffin pans and have a lot more.**

**Bake 20 min**

**Put them in gravy o sauce you have yourself a meal**

**They are 112 calories /3 carbs /3 fat/ so proteins**



**TCDP 2022 MEMBERSHIP FORM**

Date \_\_\_\_\_

\_\_\_\_\_  
Last Name

\_\_\_\_\_  
First Name

\_\_\_\_\_  
Current Street Address

\_\_\_\_\_  
City

\_\_\_\_\_  
Zip

\_\_\_\_\_  
Phone #

\_\_\_\_\_  
Cell #

\_\_\_\_\_  
E-mail Address

**PLEASE PRINT!**

\_\_\_\_\_  
Birthday Day/Month

\_\_\_\_ I am a snow bird \_\_\_\_\_ dates I plan to be in FL

Off Season Home Address \_\_\_\_\_

City \_\_\_\_\_ STATE \_\_\_\_\_ ZIP \_\_\_\_\_

SDP # \_\_\_\_\_ \* required

I am a new TCDP member \_\_\_\_

I am renewing my TCDP membership \_\_\_\_

**Please send your Membership for 2020 to:**

**Marlene Cross - 1471 SE Summit Trail – Stuart, Fla 34997**

## Places to get wood items

Palette and Sawdust – Bev Canty. Website [paletteandsawdust.com](http://paletteandsawdust.com). Bev does fabulous laser cutting and is familiar with our designs. She is very good and provides very fast service!

Another wonderful laser cutter is [Woodthings.ca](http://Woodthings.ca). This business is owned by Bob Perrier. Bob also does excellent work and he is very fast.

For our wood turnings, Sue has a wonderful online store, with a LOT of the turnings that we used to carry. Her website is: [TheCraftSupplyHouse.com](http://TheCraftSupplyHouse.com)  
Be sure to check out her huge stock of wood.

Also check out [Pinecraftinc.com](http://Pinecraftinc.com). Doug has some of our turnings that we carried.

Also do not forget that there is a conference this October OKC Painting Palooza. An informative newsletter goes out regularly on anything to do with OKC Painting Palooza. So, please be sure to go to [OKC Painting Palooza](http://OKCPaintingPalooza.com) ...and sign up for the newsletter. Check out all our wonderful classes that are still available!! I just saw the new book and they have some great classes going on.

**Also, Hofcraft store is retiring go on line and see if you can snag some good deals from them. I know they have an additional 20% off the lowest price. Good shopping**

## **DecoArt Updated 2021 Discontinued Colors**

DA107-3 2 OZ TEAL GREEN  
DA134-3 2 OZ YELLOW GREEN  
DA150-3 2 OZ ROYAL PURPLE  
DA153-3 2 OZ EGGSHELL  
DA191-3 2 OZ CAMEL  
DA196-3 2 OZ TANGELO  
DA215-3 2OZ PEONY PINK  
DA236-3 2 OZ GRAPE JUICE  
DAO22-3 2 OZ BURGUNDY WINE  
DAO29-3 2 OZ BOYSENBERRY  
DAO32-3 2 OZ LILAC  
DAO33-3 2 OZ ORCHID  
DAO38-3 2 OZ WEDGEWOOD BLUE  
DAO41-3 2 OZ COUNTRY BLUE  
DAO43-3 2 OZ SALEM BLUE  
DAO45-3 2 OZ MINT JULEP  
DAO46-3 2 OZ SEA AQUA  
DAO54-3 2 OZ BRIGHT GREEN  
DAO56-3 2 OZ OLIVE GREEN  
DAO57-3 2 OZ JADE GREEN  
DAO60-3 2 OZ MOCHA  
DAO6-3 2 OZ PINEAPPLE  
DAO69-3 2 OZ DOVE GREY  
DAO84-3 2 OZ MIDNIGHT GREEN  
DAO86-3 2 OZ UNIFORM BLUE  
DAO98-3 2 OZ FRENCH BLUE

## **Removed from DecoArt's 2021 Discontinued List (Saved)**

DA07 Moon Yellow  
DA040 Williamsburg Blue  
DA062 Terra Cotta  
A088 Charcoal Grey  
DA140 Red Violet  
DA175 Plum  
DA178 Blue Mist  
DA299 Margarita  
DA324 Watermelon Slice  
DA352 Light Orchid

## **DecoArt 2021 New Colors**

Baby Blush, Celery Root, Cinnamon Stick, Coral Cloud, Deep Ochre, Gentle Heather, Jewel Green, Joyful Pink, Poetic Plum, Provence Sky, Sage Mint, Vivid Blue

April Showers has brought May Flowers

